




DJI DOCK 2



Easy Operation, Superior Results

Product

Highlight

The more capable yet noticeably smaller DJI Dock 2 deploys Matrice 3D or 3TD drones with ease and security. Dock 2 is lightweight, offers high-level operation capabilities, and has cloud-based intelligent functions that bring efficiency and quality to automatic operations.



Lightweight and Easy
to Deploy

IP55

IP55 Ingress Protection



10km Max Effective
Operating Radius



Integrated Environmental
Monitoring System



Cloud-Based Modeling



FlyTo Tasks



Third-Party Payload
Support



Private Deployment

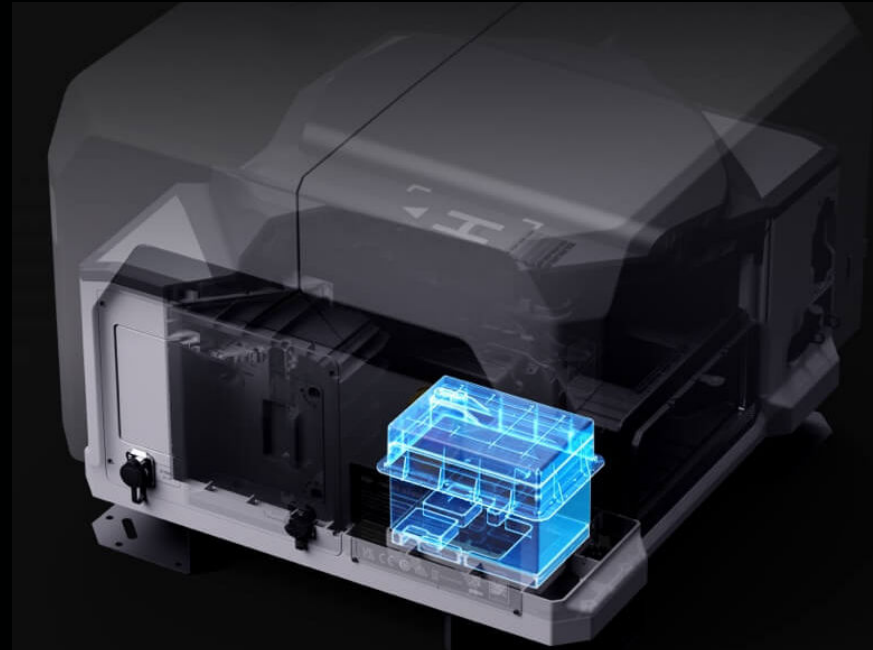


Lightweight Design

DJI Dock 2 is 75% smaller and 68% lighter than its predecessor and is easily transportable with just two individuals, which makes for flexible installation and reduces installation costs.



Rugged, Reliable, Recharged



Built-In Backup Battery

In the case of an unexpected power outage, DJI Dock 2 can continue to operate independently for over five hours [6] with the built-in backup battery, leaving sufficient time for the aircraft to return and land.



Six-Month Maintenance Interval

With its high level of protection and reliability, DJI Dock 2 only requires maintenance approximately every six months, effectively controlling human resource costs.




Abnormal Condition Notifications

If DJI Dock 2 and the aircraft encounter task failures or emergencies, DJI FlightHub 2 will immediately send email notifications. This allows operators to accurately trace and troubleshoot problems based on the provided

High-Performance

Aircraft Models

The all-new DJI Matrice 3D/3TD is specifically designed for DJI Dock 2. Matrice 3D is equipped with both a tele camera and a wide-angle camera with a mechanical shutter, meeting the needs for 1:500 high-precision mapping tasks. Matrice 3TD, outfitted with a wide-angle camera, a tele camera, and an infrared camera, can depict both visible light and thermal images, making it suitable for security and inspection operations.



DJI Matrice 3D

Wide-Angle Camera

- 4/3 CMOS
- 24mm Format Equivalent
- 20MP Effective Pixels
- Mechanical Shutter

Tele Camera

- 1/2-inch CMOS
- 162mm Format Equivalent
- 12MP Effective Pixels



DJI Matrice 3TD

Wide-Angle Camera

- 1/1.32-inch CMOS
- 24mm Format Equivalent
- 48MP Effective Pixels

Tele Camera

- 1/2-inch CMOS
- 162mm Format Equivalent
- 12MP Effective Pixels

Infrared Camera

- 40mm Format Equivalent
- Normal Mode: 640×512@30fps
- UHR Infrared Image Mode: 1280×1024@30fps
- (With the UHR Infrared Image function enabled, the aircraft automatically enables or disables UHR Infrared Image mode according to the ambient light brightness.)
- 28x Digital Zoom

Superior, Comprehensive Performance

Thanks to its powerful operation capabilities, DJI Matrice 3D/3TD meets the requirements of high-standard operations.

IP54

Dustproof and Waterproof

50 min

Max Flight Time

6-Directional

Obstacle Sensing System

10 km

Max Effective Operating Radius

400

Battery Cycles

RTK

Integrated RTK Module
 $\pm 3\text{cm}$ Positioning Accuracy




Steady Operation, Uncompromised Efficiency



Quick Takeoff

DJI Dock 2 integrates dual RTK antennas. It also performs a complete propeller inspection and takeoff in as short a time as 45 seconds, quickly entering operational status.



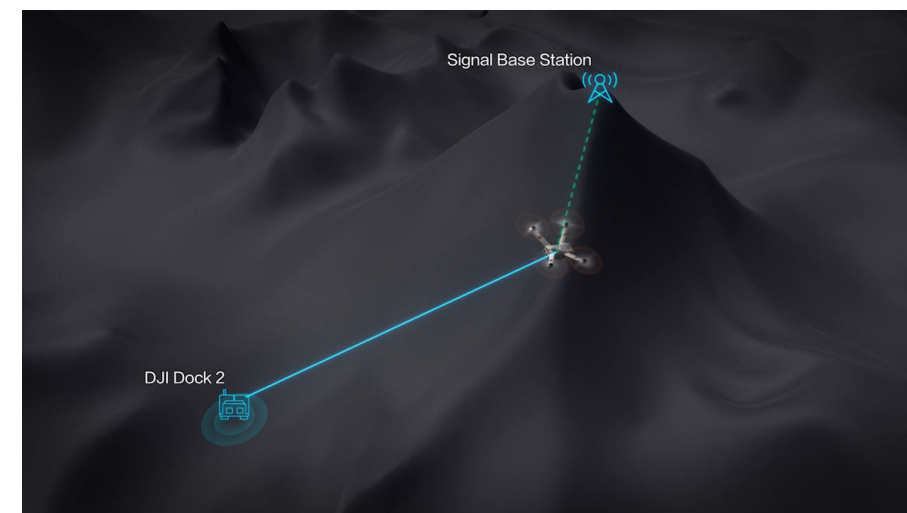
Quick Charging

DJI Dock 2 charges the aircraft from 20% to 90% in just 32 minutes for efficient powering for consecutive operations.



Dual-Camera Monitoring

DJI Dock 2 features an internal and an external fisheye camera to achieve real-time display, allows the operator to remotely observe weather conditions, environmental circumstances, and the aircraft's takeoff and landing.



DJI Cellular Dongle 2

With the DJI Cellular Dongle 2,* the aircraft can connect to 4G networks. In complex operational environments, the 4G network link synergizes with the original O3 transmission link to ensure stable transmission and enhance flight safety.

Specifications



Total Weight	34 kg (without aircraft)
Dimension	Dock Cover Opened: 1228x583x412 mm (LxWxH)
Input Voltage	100-240 V (AC), 50/60 Hz
Input Power	Max 1000 W
Operating Temperature	-25° to 45° C (-13° to 113° F)
Ingress Protection Rating	IP55
Max Allowable Landing Wind Speed	8 m/s
Max Operating Altitude	4000 m

Output Voltage	28 V DC
Charging Time	32 minutes
Video Transmission System	O3 Enterprise
Operating Frequency	2.4000-2.4835 GHz 5.725-5.850 GHz
Ethernet Access	10/100/1000Mbps adaptive Ethernet port



Bangalore:

Fourth Floor, #1664, 27th Main,
Sector 2, HSR Layout, Bangalore

New Delhi:

Q-3 Lajpat Nagar-IV Near Rama
Gallery Nirman Colony - 110024



hello@xboom.in



www.xboom.in



084478 31821

GST No : 29CTKPS7090H1ZW